

ActEV Prize Challenge Evaluation Plan

Date: 2018-11-08.

ActEV Team

NIST

TABLE OF CONTENTS

Background	4
Overview	4
2. Tasks and Conditions	5
2.1. Tasks	5
2.1.1. Activity Detection (AD)	5
2.2. Conditions	5
2.3. Evaluation Type	5
2.3.1. ActEV-PC open leaderboard evaluation (Phase 1)	5
2.3.2. ActEV-PC Independent evaluation (Phase 2)	5
2.4. Protocol and Rules	5
2.5. Required Evaluation Condition	6
3. Data Resources	7
4. System Input	7
4.1. File Index	7
4.2. Activity Index	8
5. System Output	9
5.1. System Output File for Activity Detection Tasks	9
5.2. Validation of Activity Detection System Output	10
6. Activity Detection Metrics	10
6.1. Activity Detection Task	11
6.1.1. Activity Instance occurrence detection per activity (Primary Metric)	11
6.5. System Information	14
6.5.1. System Description	14
6.5.2. System Hardware Description and Runtime Computation	14

6.5.2.1. Speed Measures and Requirements	14
6.5.3. Training Data and Knowledge Sources	15
6.5.4. System References	15
APPENDIX	15
Appendix A: Submission Instructions	15
Appendix B: SCHEMAS	17
JSON Schema for system output file	17
Appendix C: Infrastructure (Hardware and Virtual Machine specification)	17
Scoring Server	17
NIST Independent Evaluation Infrastructure Specification	18
Independent Evaluation Infrastructure and Delivery of Software	18
Appendix D: Definitions of Activity and Required objects [6]	18
Appendix E: Intellectual Property	22
Appendix F: Who is Eligible to Participate?	23
Appendix G: Limitation of Liability and Additional Information	25
Additional Information	25
Payment Terms	26
Cancelation	26
References	26
Disclaimer	26

Background

The volume of video data collected from ground-based video cameras has grown dramatically in recent years. However, there has not been a commensurate increase in the usage of intelligent analytics for real-time alerting or triaging of video. Operators of camera networks are typically overwhelmed with the volume of video they must monitor, and cannot afford to view or analyze even a small fraction of their video footage. Automated methods that identify and localize activities in extended video are necessary to alleviate the current manual process of monitoring by human operators and provide the capability to alert and triage video that can scale with the growth of sensor proliferation.

Overview

The Activities in Extended Video Prize Challenge (ActEV-PC) seeks to encourage the development of robust automatic activity detection algorithms for a multi-camera streaming video environment. Challenge participants will develop activity detection and temporal localization algorithms for 18 activities that are to be found in extended videos and video streams. These videos contain significant spans without any activities and intervals with potentially multiple concurrent activities.

ActEV-PC will contain two phases – an open leaderboard evaluation (Phase 1) and an independent evaluation (Phase 2).

Phase 1 will be run as an open activity detection evaluation where participants will run their algorithms on provided videos on their own hardware and submit results to the challenge scoring server of the National Institutes of Standards and Technology (NIST). This phase will serve as a qualifying stage where the top 8 participants will proceed to phase 2.

For this evaluation plan, an activity is defined to be “one or more people performing a specified movement or interacting with an object or group of objects”. Activities are determined during annotations and defined in the data selections below. Each activity is formally defined by four elements:

Element	Meaning	Example Definition
Activity Name	A mnemonic handle for the activity	Open Trunk
Activity Description	Textual description of the activity	A person opening a trunk
Begin time rule definition	The specification of what determines the beginning time of the activity	The activity begins when the trunk lid starts to move
End time rule definition	The specification of what determines the ending time of the activity	The activity ends when the trunk lid has stopped moving

2. Tasks and Conditions

2.1. TASKS

In the ActEV-PC evaluation, there is one Activity Detection (AD) task for detecting and localizing of activities .

2.1.1. ACTIVITY DETECTION (AD)

For the Activity Detection task, given a target activity, a system automatically detects and temporally localizes all instances of the activity. For a system-identified activity instance to be evaluated as correct, the type of activity must be correct and the temporal overlap must fall within a minimal requirement as described in Section 6.

2.2. CONDITIONS

The ActEV-PC 2018 evaluation will focus on the forensic analysis that processes the full corpus prior to returning a list of detected activity instances.

2.3. EVALUATION TYPE

For the ActEV-PC evaluation, there are the two evaluation phases; a self-reported leaderboard stage and an independent prize evaluation for the top leaderboard participants.

2.3.1. ACTEV-PC OPEN LEADERBOARD EVALUATION (PHASE 1)

For open leaderboard evaluation, the challenge participants should run their software on their systems and configurations and submit the system output defined by this document (see Section 5) to the Prize Challenge section of the NIST ActEV Scoring Server (<https://actev.nist.gov/>).

2.3.2. ACTEV-PC INDEPENDENT EVALUATION (PHASE 2)

Subsequent to the leaderboard evaluation, the challenge participants that proceed to the prize evaluation phase will be provided their runnable system to NIST using the forthcoming Evaluation Container Submission Instructions. NIST will evaluate system performance on sequestered data using NIST hardware--see the details in Appendix C for the hardware infrastructure.

2.4. PROTOCOL AND RULES

For Intellectual Property [see Appendix E: Intellectual Property].

For Who is Eligible to Participate? [see Appendix F: Eligible to Participate?]

For Limitation of Liability [see Appendix G: Limitation of Liability]

The challenge participants can train their systems or tune parameters using any data, but they must inform NIST that they are using such data and provide appropriate detail regarding the type of data used. However, the only VIRAT data that may be used by the systems are the ActEV-provided training and validation sets, associated annotations, and any derivatives of those sets (e.g., additional annotations on those videos). All other VIRAT data and associated annotations may not be used by any of the systems for the ActEV evaluations.

The challenge participants agree not to probe the test videos via manual/human means such as looking at the videos to produce the activity type and timing information from prior to the evaluation period until permitted by NIST.

All machine learning or statistical analysis algorithms must complete training, model selection, and tuning prior to running on the test data. This rule does not preclude online learning/adaptation during test data processing so long as the adaptation information is not reused for subsequent runs of the evaluation collection.

For ActEV-PC evaluation (phase 2), NIST will run the challenge participants system on one of the nodes of the NIST Evaluation Infrastructure (see Appendix C). The system may not be more than 20 times slower than realtime for 18 target activities.

2.5. REQUIRED EVALUATION CONDITION

For ActEV-PC Leaderboard evaluation (Phase 1), the conditions can be summarized as shown in Table below:

Phase 1 Evaluation	Required
Task	AD
Target Application	Forensic Systems
Evaluation Type	Self-reported Leaderboard Evaluation
Submission	Primary (see the details in Appendix A for Submission Instructions)
Data Sets	VIRAT-V1 VIRAT-V2

For ActEV-PC Independent evaluation (Phase 2), the conditions can be summarized as shown in Table below:

Phase 2 Evaluation	Required
Task	AD
Target Application	Forensic Systems
Evaluation Type	Independent Evaluation
Submission	Primary (see the details in Appendix A for Submission Instructions)
Data Sets	VIRAT-V1 VIRAT-V2 M1

3. Data Resources

This data used for ActEV-PC evaluation is the VIRAT V1 and V2 datasets and the sequestered M1 dataset.

The table below provides a list of activities for the ActEV-PC evaluations. The eighteen target activities are used in both the ActEV-PC leaderboard and ActEV-PC independent prize evaluations. The detailed definitions of the activities and its associated objects are found in Appendix D.

Table: List of activities per task and required objects

ActEV-PC evaluation
Closing
Closing_trunk
Entering
Exiting
Loading
Open_Trunk
Opening
Transport_HeavyCarry
Unloading
Vehicle_turning_left
Vehicle_turning_right
Vehicle_u_turn
Pull
Riding
Talking
activity_carrying
specialized_talking_phone
specialized_texting_phone

4. System Input

Along with the source video files, the subset of video files to process for evaluation will be specified in a provided file index JSON file. Systems will also be provided with an activity index JSON file, which lists the activities to be detected by the system.

4.1. FILE INDEX

The file index JSON file lists the video source files to be processed by the system. Note that systems need only process the selected frames (as specified by the “selected” property). An example, along with an explanation of the fields is included below.

```
{
  "VIRAT_S_000000.mp4": {
    "framerate": 30,
    "selected": {
      "1": 1,

```

```

        "20941": 0
      }
    },
    "VIRAT_S_000001.mp4": {
      "framerate": 30,
      "selected": {
        "11": 1,
        "201": 0,
        "300": 1,
        "20656": 0
      }
    }
  }
}

```

- <file>:
 - framerate: number of frames per second of video
 - selected: The on/off signal designating the evaluated portion of <file>
 - <framenum>: 1 or 0, indicating whether or not the system will be evaluated for the given frame. Note that records are only added here when the value changes. For example in the above sample, frames 1 through 20940 in file “VIRAT_S_000000.mp4” are selected for processing/scoring. The default signal value is 0 (not-selected), and the frame index begins at 1, so for file “VIRAT_S_000001.mp4”, frames 1 through 10 are not selected. Also note that the signal must be turned off at some point after it’s been turned on, as the duration of the signal is needed for scoring.

4.2. ACTIVITY INDEX

The activity index JSON file lists the activities to be detected by the system. An example, along with an explanation of the fields is included below.

```

{
  "Closing": { },
  "Closing_Trunk": { },
  "Entering": { },
  "Exiting": { },
  "Loading": { }
}

```

- <activity>: A collection of properties for the given <activity>
 - objectType: the set of objects to be detected by the system for the given activity

5. System Output

In this section, the types of system outputs are defined. The ActEV Score package¹ contains a submission checker that validates the submission in both the syntactic and semantic levels. Challenge participants should check their submission prior to sending them to NIST. We will reject submissions that do not pass validation. The ActEV Scoring Primer document contains instructions for how to use the validator. NIST will provide the command line tools to validate submission files.

5.1. SYSTEM OUTPUT FILE FOR ACTIVITY DETECTION TASKS

The system output file should be a JSON file that includes a list of videos processed by the system, along with a collection of activity instance records with spatio-temporal localization information (depending on the task). A notional system output file is included inline below, followed by a description of each field. Regarding file naming conventions for submission, please refer to Appendix A.

Note that some fields may be optional depending on which task the system output is submitted for.

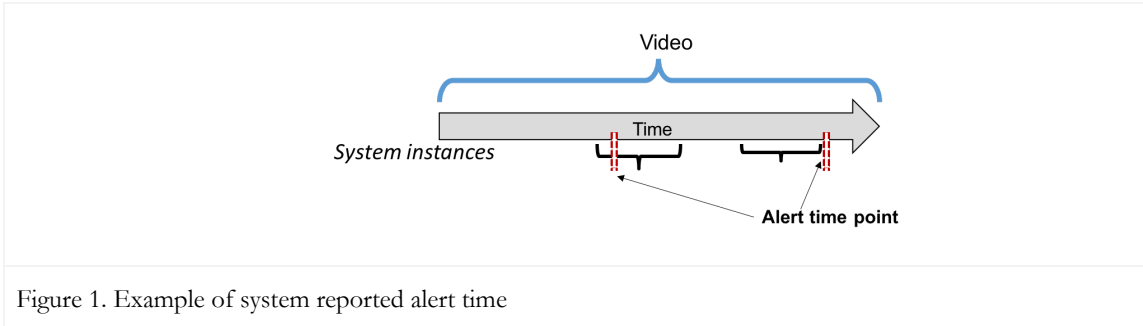
```
{
  "filesProcessed": [
    "VIRAT_S_000000.mp4"
  ],
  "activities": [
    {
      "activity": "Talking",
      "activityID": 1,
      "presenceConf": 0.89,
      "localization": {
        "VIRAT_S_000000.mp4": {
          "1": 1,
          "20": 0
        }
      }
    }
  ]
}
```

- filesProcessed: the list of video source files processed by the system
- activities: the list of detected activities; each detected activity is a record with the following fields:
 - activity: (e.g. "Talking")
 - activityID: a unique identifier for the activity detection, should be unique within the list of activity detections for all video source files processed (i.e. within a single system output JSON file)
 - presenceConf: The score is any real number that indicates the strength of the possibility (e.g., confidence) that the activity instance has been identified. The scale of the presence confidence score is arbitrary but should be consistent across all testing trials, with larger

¹ActEV_Scorer software package (https://github.com/usnistgov/ActEV_Prize_Challenge_Scorer)

values indicating greater chance that the instance has been detected. Those scores are used to generate the detection error tradeoff (DET) curve.

- localization (temporal): The temporal localization of the detected activity for each file
 - <file>: The on/off signal temporally localizing the activity detection within the given <file>
 - <framenum>: 1 or 0, indicating whether the activity is present or not, respectively. Systems only need to report when the signal changes (not necessarily every frame)



5.2. VALIDATION OF ACTIVITY DETECTION SYSTEM OUTPUT

The system output file will be validated against a JSON Schema (see Appendix B), further semantic checks may be performed prior to scoring by the scoring software. E.g. checking that the video list provided in the system output is congruent with the list of files provided to the teams for evaluation.

6. Activity Detection Metrics

The technologies sought for the ActEV-PC evaluation are expected to report activities that occur in the ensemble of video(s) by identifying the camera(s) for which the activity is visible, reporting the time span of the activity. The approach to evaluating system performance for the AD task. The primary measures, will compute system performance using the binary detection measure of the probability of missed detection (P_{miss}) at a fixed false alarm ($Rate_{FA}$). System performance on ActEV-PC is measured by:

Tasks	Primary Question/Metric	Evaluated System Instance Content
AD	Can a system temporally detect instances of a target activity X? $P_{miss}@Rate_{FA} = X$	Activity, BeginFrame, EndFrame, Score

The following description is a scoring protocol for the primary performance measure. Given reference and system output, in general, the scoring procedure can be divided into four distinctive steps: Alignment, Detection Confusion Matrix, and Performance Metrics.

6.1. ACTIVITY DETECTION TASK

6.1.1. ACTIVITY INSTANCE OCCURRENCE DETECTION PER ACTIVITY (PRIMARY METRIC)

This metric evaluates performance on whether the system correctly detects the presence of the target activity instance. The measure requires a one-to-one correspondence between pairs of reference and system output activity instances. The following descriptions are a modified version of the TRECVID 2017: Surveillance Event Detection [1] framework.

Step 1: Instance Alignment (One-to-One Correspondence)

For a target activity, multiple instances can occur within the same duration. For example, instances R_2 and R_3 occur in different locations within the same duration in a video as shown in Figure 2.

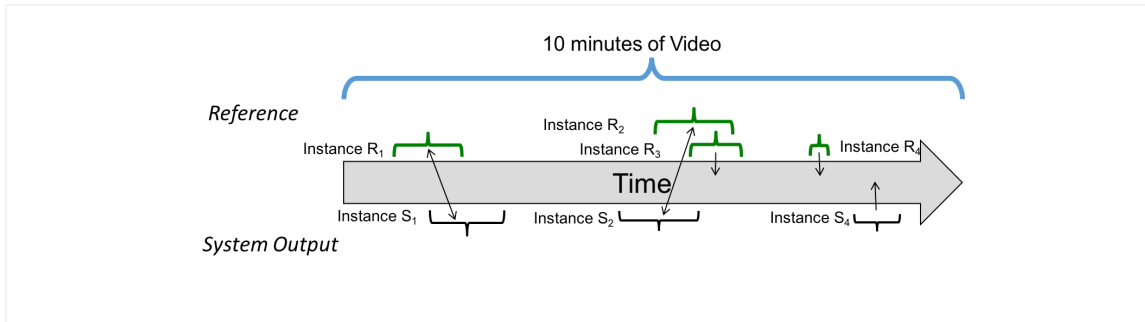


Figure 2. The instance alignment of the reference and system output

To compare the instances of the system output and the reference annotations, the scoring tool will first find the corresponding instances between reference and system output. For an optimal one-to-one instance mapping, the tool utilizes the Hungarian solution to the Bipartite Graph matching problem [2], which reduces the computational complexity and arrives at an optimal solution.

In this approach, the reference instances are represented as one set of nodes and the system output instances are represented as one set of nodes. The mapping kernel function K below assumes that the one-to-one correspondence procedure for instances is performed for a single target activity (A_i) at a time.

$K(I_{R_i}, \emptyset) = 0$: the kernel value for an unmapped reference instance

$K(\emptyset, I_{S_j}) = -1$: the kernel value for an unmapped system instance

$K(I_{R_i}, I_{S_j}) = \{ \emptyset \text{ if } Activity(I_{S_j}) \neq Activity(I_{R_i})$

$\emptyset \text{ if } Temporal_{IoU}(I_{R_i}, I_{S_j}) \leq \Delta Temporal_{IoU}$

$$1 + E_{IoU} * Temporal_{IoU}(I_{R_i}, I_{S_j}) + E_{AP} * AP_c(I_{S_j}), \text{ otherwise } \}$$

where,

$$AP_c(I_{S_j}) = \frac{AP(I_{S_j}) - AP_{\min}(S_{AP})}{AP_{\max}(S_{AP}) - AP_{\min}(S_{AP})}$$

<p>A_i : the activity label of an instance I_{R_i} : the i^{th} reference instance of the target activity I_{S_j} : the j^{th} system output instance of the target activity K : the kernel score for activity instance I_{R_i}, I_{S_j} $Intersection(I_{R_i}, I_{S_j})$: the time span intersection of the instances I_{R_i}, I_{S_j} $Union(I_{R_i}, I_{S_j})$: the time span union of the instances I_{R_i}, I_{S_j} $Temporal_{IoU}(I_{R_i}, I_{S_j})$: $Intersection(I_{R_i}, I_{S_j})$ over $Union(I_{R_i}, I_{S_j})$ in a temporal domain $\Delta Temporal_{IoU} = 0.2$; the fixed temporal Intersection over Union (IoU) threshold $E_{IoU} = 0$; a constant to weight overlap ratio congruence $E_{AP} = 1$; a constant to weight activity presence confidence score congruence $AP_c(I_{S_j})$: a presence confidence score congruence of system output activity instances $AP(I_{S_j})$: the presence confidence score of activity instance I_{S_j} S_{AP} : the system activity instance presence confidence scores that indicates the confidence that the instance is present $AP_{\min}(S_{AP})$: the minimum presence confidence score from a set of presence confidence scores, S_{AP} $AP_{\max}(S_{AP})$: the maximum presence confidence score from a set of presence confidence scores, S_{AP}</p>

$K(I_{R_i}, I_{S_j})$ has the two values; \emptyset indicates that the pairs of reference and system output instances are not mappable due to either missed detections or false alarms, otherwise the pairs of instances have a score for potential match.

The constants E_{IoU} and E_{AP} have two functions: first they set the relative importance of the information sources, (temporal IoU, activity presence confidence scores respectively). Second, they control the information source used to alignment. For example, if $E_{AP} = 0$ the presence confidence score has no bearing on the alignment and resulting performance scores.

Note that the kernel function is used to find the corresponding instance pair between reference and system output, not to measure accuracy of the system performance. The components, however, influence the performance metrics (e.g., P_{miss} and $Rate_{FA}$)--for example, an incorrect object detection can cause the system detected instance set to miss detections.

Step 2: Confusion Matrix Computation

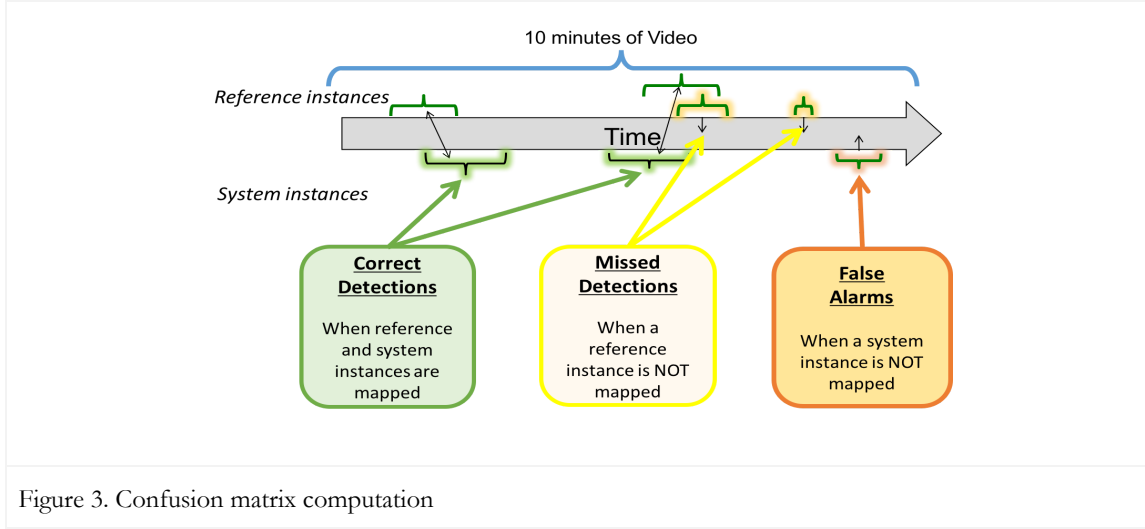


Figure 3, illustrates the confusion matrix calculation for activity instance occurrence and the matrix is defined as:

- Correct Detection (CD): when reference and system output instances are mapped as a correct correspondence. The example instances are shown in green.
- Missed Detection (MD): when an instance in the reference has no correspondence to an instance with same label in the system output. The example instances are shown in yellow.
- False Alarm (FA): when an instance in the system output has no correspondence to an instance with same label in the reference. The example instances are shown in orange.
- Correct Rejection (CR): The reference indicates it is no instance for duration, and the system output also does not detect it as an instance. This is not computable in this evaluation.

Step 3: Performance Metrics

Following the calculation of the detection confusion matrix, the next step is to summarize the performance metrics. Each trial's score will be converted to a decision by comparing the score to a certain threshold; a trial with a score greater than or equal to the threshold is interpreted as a decision of "yes", indicating that the system's belief is that the activity instance is a target activity; a trial with a score less than the threshold is interpreted as a decision of "no", indicating that the system's belief is that the instance is not a target activity. For activity instance occurrence, a probability of missed detections and a rate of false alarms at a given threshold τ can be computed:

$$P_{miss}(\tau) = \frac{8+N_{MD}(\tau)}{10+N_{TrueInstance}}$$

$$Rate_{FA}(\tau) = \frac{N_{FA}(\tau)}{VideoDurationInMinutes}$$

$P_{miss}(\tau)$: the probability of missed detections at the activity presence confidence score threshold τ .

$Rate_{FA}(\tau)$: the rate of false alarms at the presence confidence score threshold τ .
 $N_{MD}(\tau)$: the number of missed detections at the presence confidence score threshold τ .
 $N_{FA}(\tau)$: the number of false alarms at the presence confidence score threshold τ .
 $N_{TrueInstance}$: the number of true instances in the sequence

The P_{miss} is calculated as a weighted P_{miss} , and this is a regularizer that is most relevant for activities that have few instances. The regularizer incorporates our prior belief on PMiss being around .8, based on previous research. Activities for which there are many instances to detect will overcome this prior, and activities for which there are not many instances will be more weighted by the prior. This value is then averaged over all activities. Each activities' counts in the leaderboard and sequestered data will not be published, but activities' relative counts will differ from public datasets.

For ActEV-PC evaluations, system performance will be evaluated at the operating points; P_{miss} at $Rate_{FA}=0.15$ for activities.

6.5. SYSTEM INFORMATION

6.5.1. SYSTEM DESCRIPTION

A brief technical description of your system. Please see the detailed format in Appendix [A-a System Descriptions](#).

6.5.2. SYSTEM HARDWARE DESCRIPTION AND RUNTIME COMPUTATION

Describe the computing hardware setup(s) and report the number of CPU and GPU cores. A hardware setup is the aggregate of all computational components used.

Report salient runtime statistics including: wall clock time to process the index file, resident memory size of the index, etc.

6.5.2.1. SPEED MEASURES AND REQUIREMENTS

For the ActEV-PC evaluation the challenge participants will report the processing speed per video stream compared to real-time by running only on one node of their system for the AD task. For this challenge, real-time processing refers to processing at the same rate as the input video.

For the ActEV-PC leaderboard evaluation the challenge participants will report the processing speed per video stream compared to real-time by running only on one node of their system for each task separately.

For ActEV-PC Independent evaluation, NIST will run the challenge participants' system on one of the nodes of the NIST Independent Evaluation Infrastructure costing less than \$10K (Hardware specification for

ActEV-PC are provided in Appendix C and more details for speed measures and requirements are in Appendix A).

6.5.3. TRAINING DATA AND KNOWLEDGE SOURCES

List the resources used for system development and runtime knowledge sources beyond the provided Video dataset.

6.5.4. SYSTEM REFERENCES

List pertinent references, if any.

APPENDIX

APPENDIX A: SUBMISSION INSTRUCTIONS

System output and documentation submission to NIST for subsequent scoring must be made using the protocol, consisting of three steps: (1) preparing a system description and self-validating system outputs, (2) packaging system outputs and system descriptions, and (3) transmitting the data to NIST.

The packaging and file naming conventions for ActEV2018 rely on **Submission Identifiers** (SubID) to organize and identify the system output files and system description for each evaluation task/condition. Since SubIDs may be used in multiples contexts, some fields contain default values. The following EBNF (Extended Backus-Naur Form) describes the SubID structure with several elements:

`<SubID> ::= <SYS>_<VERSION>_[OPTIONAL]`

`<SYS>` is the SysID or system ID. No underscores are allowed in the system ID. The team allows to have the two submissions only; primary and secondary respectively. It should begin with ‘p-’ for the one primary system (i.e., your best system) or with ‘s-’ for the one secondary system. It should then be followed by an identifier for the system (only alphanumeric characters allowed, no spaces). For example, this string could be “p-baseline” or “s-deepSpatioTemporal”. This field is intended to differentiate between runs for the same evaluation condition. Therefore, a different SysID should be used for runs where any changes were made to a system.

`<VERSION>` should be an integer starting at 1, with values greater than 1 indicating multiple runs of the same experiment/system.

`[OPTIONAL]` is any additional strings that may be desired, e.g. to differentiate between tasks. This will not be used by NIST and is not required. If left blank, the underscore after `<VERSION>` should be omitted.

As an example, if the team is submitting on the AD task using their third version of the primary baseline system, the SubID could be:

A-a System Descriptions

Documenting each system is vital to interpreting evaluation results. As such, each submitted system, determined by unique experiment identifiers, must be accompanied by a system description with the following information.

Section 1 Submission Identifier(s)

List all the submission IDs for which system outputs were submitted. Submission IDs are described in further detail above.

Section 2 System Description

A brief technical description of your system.

Section 3 System Hardware Description and Runtime Computation

Describe the computing hardware setup(s) and report the number of CPU and GPU cores. A hardware setup is the aggregate of all computational components used.

Report salient runtime statistics including: wall clock time to process the index file, resident memory size of the index, etc.

Section 4 Speed Measures and Requirements

For the ActEV-PC evaluation the challenge participants will report the processing speed per video stream compared to real-time by running only on one node of their system for each task separately. For this challenge, real-time processing refers to processing at the same rate as the input video.

For the ActEV-PC Leaderboard evaluation the challenge participants will report the processing speed per video stream compared to real-time by running only on one node of their system for the AD task.

For ActEV-PC Independent evaluation, NIST will run the challenge participants system on one of the nodes of the NIST Independent Evaluation Infrastructure costing less than \$10K (Hardware specification are provided in Appendix C). The systems may not be more than 20 times slower than realtime for 18 target activities.

Section 5 Training Data and Knowledge Sources

List the resources used for system development and runtime knowledge sources beyond the provided ActEV dataset.

Section 6 System References

List pertinent references, if any.

A-b Packaging Submissions

Using the SubID, all system output submissions must be formatted according to the following directory structure:

<SubID>/	
<SubID>.txt	The system information file, described in Appendix A-a
<SubID>.json	The system output file, described in Section 5.1

As an example, if the earlier team is submitting, their directory would be:

```
p-baseline_3_AD/  
    p-baseline_3_AD.txt  
    p-baseline_3_AD.json
```

A-c Transmitting Submissions

To prepare your submissions, first create the previously described file/directory structure. Then, use the command-line example to make a compress the TAR or ZIP file:

```
$ tar -zcvf SubID.tgz SubID/      e.g., tar -zcvf p-baseline_3_AD.tgz p-baseline_3_AD/  
$ zip -r SubID.zip SubID/       e.g., zip -r p-baseline_3_AD.zip p-baseline_3_AD/
```

Please submit your files in time for us to deal with any transmission errors that might occur well before the due date if possible. Note that submissions received after the stated due dates for any reason will be marked late.

APPENDIX B: SCHEMAS

JSON SCHEMA FOR SYSTEM OUTPUT FILE

Please refer to the ActEV_Scorer software package (same for the ActEV-PC evaluations) (https://github.com/usnistgov/ActEV_Scorer) for the most up-to-date schemas, found in “lib/protocols”.

APPENDIX C: INFRASTRUCTURE (HARDWARE AND VIRTUAL MACHINE SPECIFICATION)

SCORING SERVER

The team will submit their system output in the Json file format described earlier to an online web based evaluation server application at NIST. The initial creator of the team on the scoring server will have control over who can submit system outputs on behalf of the team using a username and a password. The evaluation server will validate the file format and then compute scores. The scores will be manually reviewed by the DIVA T&E team prior to dissemination. The server will be available for teams to test the submission process.

NIST INDEPENDENT EVALUATION INFRASTRUCTURE SPECIFICATION

Hardware specification:

- CPU - 16 cores
- Memory - 128GB
- GPU – 4 x NVIDIA® GeForce GTX 1080 Ti GPU - 11GB
- Root disk size - 40GB
- 250GB SSD cache
- Storage Volume- 1TB (variable)
- Supplied object store (read only) for source video
-

• INDEPENDENT EVALUATION INFRASTRUCTURE AND DELIVERY OF SOFTWARE

The challenge participants will deliver their algorithms that are compatible with the CLI protocol to NIST. The purpose is to test for compatibility and to ensure that the test results that the challenge participants obtained on the “validation dataset” when running on their own server match what NIST is getting when they run it on the Independent Evaluation Infrastructure.

APPENDIX D: DEFINITIONS OF ACTIVITY AND REQUIRED OBJECTS [6]

For the ActEV-PC evaluations, the definitions of the 18 target activity and the objects associated with the activity are described below [6].

Closing

Closing Description: A person closing the door to a vehicle or facility.

Start: The event begins 1 s before the door starts to move.

End: The event ends after the door stops moving. People in cars who close the car door from within is a closing event if you can still see the person within the car. If the person is not visible once they are in the car,

then the closing should not be annotated as an event.

Objects associated with the activity : Person; and Door or Vehicle

Closing_trunk

Close Trunk Description: A person closing a trunk. See Open Trunk (above) for definition of trunk and special cases.

Start: The event begins 1 s before the trunk starts to move.

End: The event ends after the trunk has stopped moving.

Objects associated with the activity: Person; and Vehicle

Entering

Entering Description: A person entering (going into or getting into) a vehicle or facility.

Start: The event begins 1 s before the door moves or if there is no door, the event begins 1 s before the person's body is inside the vehicle/facility.

End: The event ends when the person is in the vehicle/facility and the door (if present) is shut.

Notes: A facility is defined as a structure built, installed or established to serve a particular purpose. This facility must have an object track (e.g., door or doorway) for the person to enter through. The two necessary tracks included in this event are

(1) the person entering and (2) the vehicle or the object for entering a facility (e.g., door). A special case of "entering" is mounting a motorized vehicle (e.g., motorcycle, powered scooter).

Note 2 : No special activity for standing or crouching when entering or exiting a vehicle. Whenever the person starts standing or walking, annotate as usual, but once they stop lateral motion and start bending down to get into out of the car, they've stopped both standing and walking, so no activity. Sitting in car when entering or exiting is only if sitting is visible for >10 frames.

Objects associated with the activity: Person; and Door or Vehicle

Exiting

Exiting Description: A person exiting a vehicle or facility. See entering for definition of facility.

Start: The event begins 1 s before the door moves or if there is no door, the event begins 1 s before half of the person's body is outside the vehicle/facility.

End: The event ends 1 s after the person has exited the vehicle/facility.

Note: A special case of "exiting" is dismounting a motorized vehicle (e.g., motorcycle, motorized scooter).

Objects associated with the activity: Person; and Door or Vehicle

Loading

Loading Description: An object moving from person to vehicle.

Start: The event begins 2 s before the cargo to be loaded is extended toward the vehicle (i.e., before a person's posture changes from one of "carrying" to one of "loading").

End: The event ends after the cargo is placed into the vehicle and the person-cargo contact is lost. In the event of occlusion, it ends when the loss of contact is visible.

Note: The two necessary tracks included in this event are the person performing the (un)loading and the vehicle/cart being (un)loaded. Additionally, if the items being loaded are at least half the person's size or large enough to substantially modify the person's gait (as defined in the Carrying activity -- 4.7), then they should be

individually tracked as Props and included in the event. “Fiddling” with the object being (un)loaded is still part of the (un)loading process.

Objects associated with the activity: Person; and Vehicle

Open_Trunk

Open Trunk Description: A person opening a trunk. A trunk is defined as a container designed to store non-human cargo on a vehicle.

Start: The event begins 1 s before the trunk starts to move.

End: The event ends after the trunk has stopped moving.

Notes: A trunk does not need to have a lid or open from above. So the back/bed of a truck is a trunk and dropping the tailgate is the equivalent of opening a trunk. Additionally, opening the double doors on the back of a van is the equivalent of opening a trunk.

Objects associated with the activity: Person; and Vehicle

Opening

Opening Description: A person opening the door to a vehicle or facility.

Start: The event begins 1 s before the door starts to move.

End: The event ends after the door stops moving.

Note: The two necessary tracks included in this event are (1) the person opening the door and (2) the vehicle or the object for a facility (e.g., door). The vehicle door does not need to be independently annotated because the vehicle itself is a track which can be coupled to the person in this event. This event often overlaps with entering/exiting; however, can be independent or absent from these events.

Note 2: Opening clarification: When opening a car door, the event ends when the door stops moving from being opened. This is distinguished from someone opening a car door, then leaning on the door when they exit and the door wiggles.

The wiggling is not part of opening, even though it is in fact moving.

Objects associated with the activity : Person; and Door or Vehicle

Transport_HeavyCarry

Transport Large Object or Heavy Carry Description: A person or multiple people carrying an oversized or heavy object. This is characterized by the object being large enough (over half the size of the person) or heavy enough (where the person's gait has been substantially modified) to require being tracked separately.

Start: This event begins 1 s before the person (or the first person for multiple people) establishes contact with the object.

End: This event ends 1 s after the person (or the final person for multiple people) loses contact with the object.

Objects required : Person; and Prop

Unloading

Unloading Description: An object moving from vehicle to person.

Start: The event begins 2 s before the cargo begins to move. If the start of the event is occluded, then it begins when the cargo movement is first visible.

End: The event ends after the cargo is released. If the person holding the cargo begins to walk away from the vehicle, the event ends after 1 s of walking. If the door is closed on the vehicle, the event ends when the door is closed. If both of these things happen, the event ends at the earlier of the two events.

Note: See Loading above.

Objects associated with the activity: Person; and Vehicle

Vehicle_turning_left

Turning Left Description: A vehicle turning left or right is determined from the POV of the driver of the vehicle. The vehicle may not stop for more than 10 s during the turn.

Start: Annotation begins 1 s before vehicle has noticeably changed direction.

End: Annotation ends 1 s after the vehicle is no longer changing direction and linear motion has resumed.

Note: This event is determined after a reasonable interpretation of the video.

Objects associated with the activity : Vehicle

Vehicle_turning_right

Turning Right Description: A vehicle turning left or right is determined from the POV of the driver of the vehicle. The vehicle may not stop for more than 10 s during the turn.

Start: Annotation begins 1 s before vehicle has noticeably changed direction.

End: Annotation ends 1 s after the vehicle is no longer changing direction and linear motion has resumed.

Note: This event is determined after a reasonable interpretation of the video.

Objects associated with the activity : Vehicle

Vehicle_u_turn

U-Turn Description: A vehicle making a u-turn is defined as a turn of 180 and should give the appearance of a “U”. A u-turn can be continuous or comprised of discrete events (e.g., a 3-point turn).The vehicle may not stop for more than 10 s during the u-turn.

Start: Annotation begins when the vehicle has ceased linear motion.

End: Annotation ends 1 s after the car has completed u-turn.

Note: This event is determined after a reasonable interpretation of the video. U-turns do not contain left and right turns (or start/stop in the case of K turns). U-turns are also annotated when going around something, like a bank of trees/shrubs.

Objects associated with the activity: Vehicle

Pull

Pull Description: A person exerting a force to cause motion toward. The two necessary tracks included in this event are the person pulling and object being pulled (Push/Pulled Object - See Active Object Type 3.5).

Start: As soon as the object is visibly moving or track begins if object already in motion.

End: As soon as the object is no longer moving or the person loses contact with the object being pulled. In the event of occlusion, the event will end when the loss of contact is visible.

Objects required : Person; and Push/Pulled Object

Riding

Riding Description: A person riding a “bike” (i.e., any one of the variety of human powered vehicles where the person is still visible but their movement is modified).

Note: The two necessary tracks included in this event are (1) the person and (2) the “bike” they are riding.

Events for Riding, Pushing and Pulling are used to couple the person and “bike” tracks.

Start: This event begins when the person’s motion is modified by the “bike”, or upon entering the FOV if the

person is already riding the “bike”.

End: This event ends when the person’s motion is no longer modified by the “bike”, or upon exiting the FOV

Objects associated with the activity: Person(s);

Talking

Talking Description: A person talking to another person in a face-to-face arrangement between $n + 1$ people.

Start: This event begins when the face-to-face arrangement is initiated.

End: This event ends when the face-to-face arrangement is broken.

Objects associated with the activity: Person(s);

Activity_carrying

Carrying Description: A person carrying an object up to half the size of the person, where the person's gait has not been substantially modified. The object may be carried in either hand, with both hands, or on one’s back.

Examples: Carrying a Backpack, Purse, Briefcase, or Box.

Counter-examples: "Incidental carrying" such as a sheet of paper or a file folder such that the person's arm motion is not affected by the payload.

Start: Annotation begins in one of two ways: (1) when the person who will be carrying the object makes contact with the object, or (2) when the track begins, if the person is already carrying the object (e.g., backpack or purse).

End: Annotation ends when contact with the object is broken.

Note: If a carried object (e.g., purse, backpack, box) is separated from the individual, a new track for that object (“Prop”) will be created. The events, pickup, drop, and set down will be used to couple/decouple the person and object.

Objects associated with the activity: Person(s);

Specialized_talking_phone

Talking On Phone Description: A person talking on a cell phone where the phone is being held on the side of the head. This activity should apply to the motion of putting one’s hand up to the side of their head regardless of the presence of a phone in hand.

Start: Annotation should begin when hand makes motion toward side of head.

End: Annotation should end 1 s after hand leaves side of head.

Objects associated with the activity: Person(s);

Specialized_texting_phone

Texting On Phone Description: A person texting on a cell phone. This applies to any situation when the phone is in front of the person’s face (as opposed to along the side of the head) and they are using it. This includes using the phone with thumbs and fingers or video chatting.

Start: Annotation should begin 1 s before “texting” is observed.

End: Annotation should end 1 s after last instance of “texting” is observed.

Objects associated with the activity: Person(s);

Each entrant retains full ownership and title in and to their submission and expressly reserve all intellectual property rights not expressly granted under the challenge agreement. By participating in the challenge, each entrant hereby irrevocably grants to the Office of the Director of National Intelligence (ODNI), of which IARPA is a component, and NIST a limited, non-exclusive, royalty-free, worldwide license and right to reproduce, publicly perform, publicly display, and use the submission for internal ODNI and NIST business and to the extent necessary to administer the challenge. By submitting an Entry, you grant a non-exclusive right and license to ODNI and NIST to use your name, likeness, biographical information, image, any other personal data submitted with your Entry and the contents in your Entry (including any created works, such as YouTube® videos, but not including any App software submitted with or as part of your Entry), in connection with the Competition. You also agree that this license is perpetual and irrevocable.

You agree that nothing in this Notice grants you a right or license to use any names or logos of ODNI, IARPA, or NIST or any other intellectual property or proprietary rights of ODNI, IARPA, and NIST. You grant to ODNI and NIST the right to include your company or institution name and logo (if your Entry is from a company or institution) as a Participant on the Event Web site and in materials from IARPA announcing winners of or Participants in the Competition. Other than these uses or as otherwise set forth herein, you are not granting ODNI or NIST any rights to your trademarks.

ODNI and NIST will retain and use the system for a period of no longer than two years after submission or when the Participant ceases to participate in ActEV evaluations, whichever is later.

Any data or documentation that qualifies as business proprietary information, as defined by the Freedom of Information Act (5 USC Section 552), and is property marked as such will be treated as confidential and will only be used for the purposes of the ActEV test.

APPENDIX F: WHO IS ELIGIBLE TO PARTICIPATE?

To be eligible to win a prize under this competition, an individual or entity:

1. Must have completed and submitted a registration form on <https://actev.nist.gov/prizechallenge>;
2. Must meet any other account creation or registration requirements, such as creating an account on challenge.gov, etc.;
3. Must have complied with all the requirements stated in these Rules and Terms/Conditions;
4. Must agree to abide by the decisions of ODNI, NIST, and/or the individual judges, which shall be final and binding in all respects;
5. Must agree to follow all applicable local, state, federal and country of residence laws and regulations.
6. Must be (1) an individual or team of individuals each of whom are 18 years of age and over, or (2) a for-profit or non-profit entity organized or incorporated under law;

7. May not be a federal entity or federal employee acting within the scope of their employment;
8. Shall not be deemed ineligible because the individual or entity used federal facilities or consulted with federal employees during a competition if the facilities and employees are made available to all individuals and entities participating in the competition on an equitable basis;
9. In the case of federal grantees may not use federal funds to develop challenge applications unless consistent with the purpose of their grant award;
10. In the case of federal contractors, may not use federal funds from a contract to develop challenge applications or to fund efforts in support of a challenge submission;
11. May not be employees of NIST or ODNI and/or any other individual or entity associated with the development, evaluation, or administration of the competition, as well as members of such persons' immediate families (spouses, children, siblings, parents), and persons living in the same household as such persons, whether or not related, are not eligible to participate in the competition;
12. May not be prime contractors or subcontractors and their employees of the IARPA DIVA program, due to its similarity to the ActEV prize challenge (however, they may still register under the "forgoing prizes" option, in order to compete and have their solutions posted on the leaderboard without the possibility of a cash prize); and
13. Must not be currently on the Excluded Parties List ([https:// www.epls.gov/](https://www.epls.gov/)).

Warranties

By submitting an Entry, you represent and warrant that all information you submit is true and complete to the best of your knowledge, that you have the right and authority to submit the Entry on your own behalf or on behalf of the persons and entities that you specify within the Entry, and that your Entry (both the information and software submitted in the Entry and the underlying technologies or concepts described in the Entry):

- (a) Is your own original work, or is submitted by permission with full and proper credit given within your Entry;
- (b) does not contain confidential information or trade secrets (yours or anyone else's);
- (c) does not knowingly, after due inquiry (including, by way of example only and without limitation, reviewing the records of the United States Patent and Trademark Office and inquiring of any employees and other professionals retained with respect to such matters), violate or infringe upon the patent rights, industrial design rights, copyrights, trademarks, rights in technical data, rights of privacy, publicity or other intellectual property or other rights of any person or entity;
- (d) does not contain malicious code, such as viruses, malware, timebombs, cancelbots, worms, Trojan horses or other potentially harmful programs or other material or information;
- (e) does not and will not violate any applicable law, statute, ordinance, rule or regulation, including, without limitation, United States export laws and regulations, including, but not limited to, the International Traffic in Arms Regulations and the Department of Commerce Export Regulations; and

(f) does not trigger any reporting or royalty or other obligation to any third party.

If the Submission includes any third party works (such as third party content, equipment, or open source code), entrant must be able to provide, upon the request of ODNI or NIST, documentation of all appropriate licenses and releases for such third party works. If entrant cannot provide documentation of all required licenses and releases, ODNI and NIST reserves the right to disqualify the applicable Submission, or seek to secure the licenses and releases for the benefit of ODNI and NIST, and allow the applicable Submission to remain in the Competition. ODNI and NIST also reserve all rights with respect to claims based on any damages caused by participant's failure to obtain such licenses and releases.

APPENDIX G: LIMITATION OF LIABILITY AND ADDITIONAL INFORMATION

By participating in the Competition, you agree to assume any and all risks and to release, indemnify and hold harmless ODNI, NIST, and Engility Corporation, each of the Judges, and Subject Matter Experts, from and against any injuries, losses, damages, claims, actions and any liability of any kind (including attorneys' fees) resulting from or arising out of your participation in, association with or submission to the Competition (including any claims alleging that your Entry infringes, misappropriates or violates any third party's intellectual property rights). Participant agrees that it will not seek compensation for any equipment, materials, supplies, information, travel, labor and/or other Participant-provided services. In addition, you agree to waive claims against the Federal Government and its related entities, except in the case of willful misconduct, for any injury, death, damage, or loss of property, revenue, or profits, whether direct, indirect, or consequential, arising from your participation in this Competition, whether the injury, death, damage, or loss arises through negligence or otherwise. Entrants are not required to obtain liability insurance or demonstrate financial responsibility in order to participate in the competition.

ODNI, NIST, and Engility Corporation are not responsible for any miscommunications such as technical failures related to computer, telephone, cable, and unavailable network or server connections, related technical failures, or other failures related to hardware, software or virus, or incomplete or late Entries. ODNI and NIST are not responsible for:

- (1) Any incorrect or inaccurate information, whether caused by a Participant, printing errors, or by any of the equipment or programming associated with or used in the Competition;
- (2) unauthorized human intervention in any part of the Entry process for the Competition;
- (3) technical or human error that may occur in the administration of the Competition or the processing of Entries; or
- (4) any injury or damage to persons or property that may be caused, directly or indirectly, in whole or in part, from a Participant's participation in the Competition or receipt or use or misuse of an Award.

If for any reason an Entry is confirmed to have been deleted erroneously, lost, or otherwise destroyed or corrupted, the Participant's sole remedy is to submit another Entry in the Competition.

These rules cannot be modified except by ODNI or NIST. All decisions by ODNI or NIST regarding adherence to these rules are final. The invalidity or unenforceability of any provision of these rules shall not affect the validity or enforceability of any other provision. In the event that any provision is determined to be invalid or otherwise unenforceable or illegal, these rules shall otherwise remain in effect and shall be construed in accordance with their terms as if the invalid or illegal provision were not contained herein.

ODNI and NIST reserve the right in their sole discretion to amend these rules throughout the duration of the contest should extenuating circumstances arise, to extend or modify the dates of the Competition, and to change the terms set forth herein governing any phases taking place after the effective date of any such change.

PAYMENT TERMS

Prize payments will be provided by Engility Corporation.

Prize winners need to submit a W-9 tax form, or a W8-BEN form in order to receive payment. Participants are responsible for all taxes incurred from the acceptance of Prize funds.

No payments will be made to participants where US sanctions preclude it.

CANCELTION

IARPA reserves the right to cancel the ActEV prize challenge due to low participation or indications from early results that insufficient progress is being made toward challenge goals. It is anticipated that at least five participants will be necessary to award any prize challenge payment.

REFERENCES

- [1] TRECVID 2017 Evaluation for Surveillance Event Detection, <https://www.nist.gov/itl/iad/mig/trecvid-2017-evaluation-surveillance-event-detection>
- [2] J. Munkres, "Algorithms for the assignment and transportation problems," *Journal of the Society of Industrial and Applied Mathematics*, vol. 5, no. 1, pp. 32–38, 1957
- [3] Martin, A., Doddington, G., Kamm, T., Ordowski, M., Przybocki, M., "The DET Curve in Assessment of Detection Task Performance", *Eurospeech 1997*, pp 1895-1898.
- [4] K. Bernardin and R. Stiefelhagen, "Evaluating multiple object tracking performance: The clear mot metrics," *EURASIP Journal on Image and Video Processing*, vol. #, 2008.
- [5] R.Kasturi et al., "Framework for performance evaluation of face, text, and vehicle detection and tracking in video: Data, metrics, and protocol," *IEEE Trans. Pattern Anal. Mach. Intell.*, vol. 31, no. 2, pp. 319–336, Feb. 2009.
- [6] Kitware DIVA Annotation Guidelines, Version 1.0 November 6, 2017.

DISCLAIMER

Certain commercial equipment, instruments, software, or materials are identified in this evaluation plan to specify the experimental procedure adequately. Such identification is not intended to imply recommendation or endorsement by NIST, nor is it intended to imply that the equipment, instruments, software or materials are necessarily the best available for the purpose.

